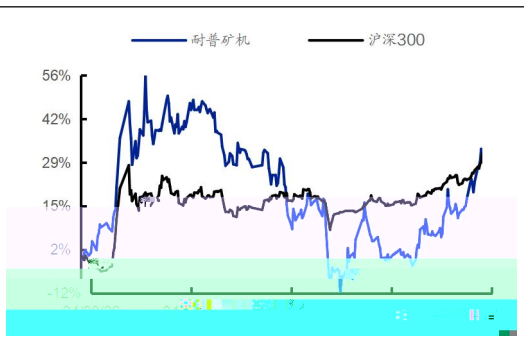


0350524100004
03@



	2025/08/22		
300	1	3	12
	9.3%	28.8%	32.7%
300	6.3%	11.9%	32.1%

	2025/08/22
52	26.65
	17.48-34.83
	4,497.79
	2,917.71
	16,877.26
	10,948.24
	100.57
%	3.58

300818

* *

2025-08-04

1 2
3 A
C 2024
2.9%
36
2025 12
2025 6
CB 95%
3 4.20
3.99 / 1715 / 1.4 22.19 /
46%
3000 / 4.8 /
35 /
3-3.2 A
1.5-3

		2025-2027			10.7	13.1	18.2
	-5%	+23%	+38%			0.84	1.35
2.23		-28%	+60%	+65%		53/33/20	
			+		A		
<hr/>							
	+						
<hr/>							

		1122	1071	1313	1818
(%)		20	-5	23	38
		116	84	135	223
(%)		45	-28	60	65
		0.69	0.50	0.80	1.32
(%)		7	5	8	12
/		35.61	53.28	33.22	20.13
/B		2.72	2.80	2.63	2.39
/		3.83	4.20	3.43	2.47
/ B A		18.89	18.51	13.56	9.97

1				6
1.1				6
1.1.1				6
1.1.2				7
1.1.3				7
1.2				8
1.3				10
1.3.1	2025	1		10
1.3.2			C	11
1.3.3				12
1.4				13
2				15
2.1	2020			15
2.2				16
2.2.1	2025			16
2.2.2				17
2.2.3				19
2.3				21
2.3.1				21
2.3.2				22
2.3.3			+	24
2.4				27
2.4.1				27
2.4.2			A	27
2.4.3	A			29
3				31
3.1			+	31
3.1.1				31
3.1.2				32
3.2				34
3.2.1				34
3.2.2				37
3.2.3				39
4				40
5				42

45	C	26
46	C	26
47		26
48		26
49		27
50	A	28
51		31
52		31
53	1991	40%	33
54		36
55		37
56		39
1		9
2		13
3		14
4		25
5		28
6	A	1	29
7	A	2	30
8		32
9		33
10		34
11		35
12		36
13		37
14		38
15		A 2027	41

2005 10

2005

2010

2012

2

2020

2022

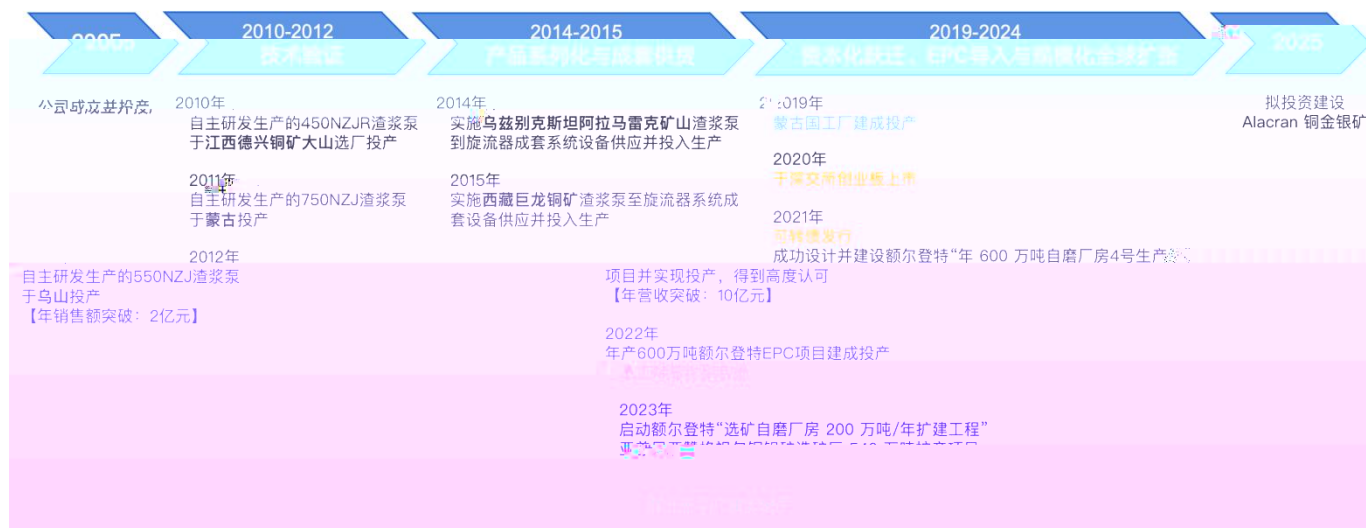
600

2024

2025

A

C

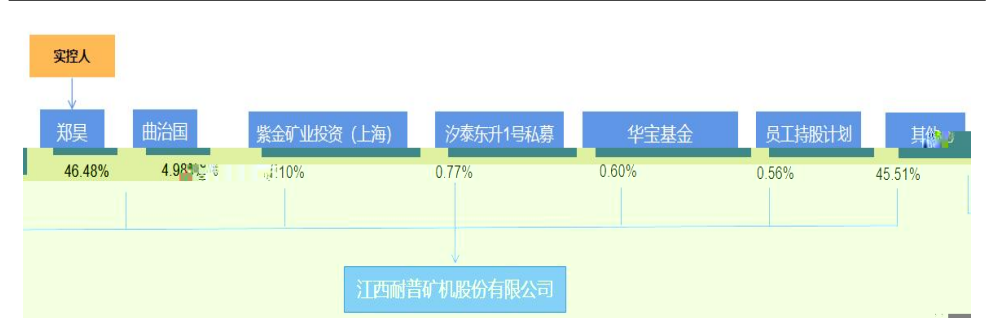


2025 1

46.48%

1.1%

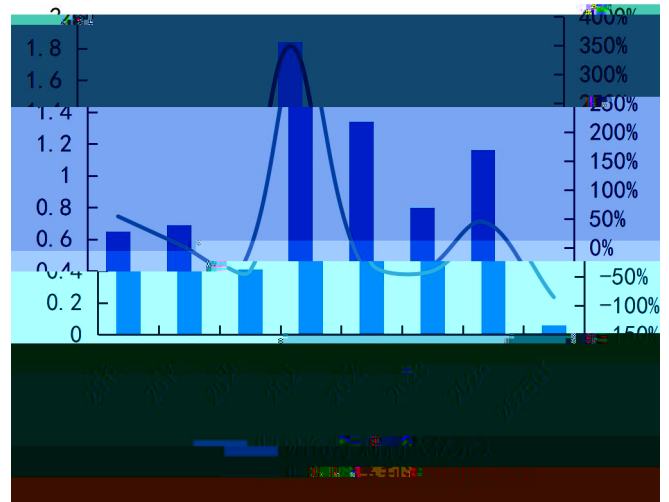
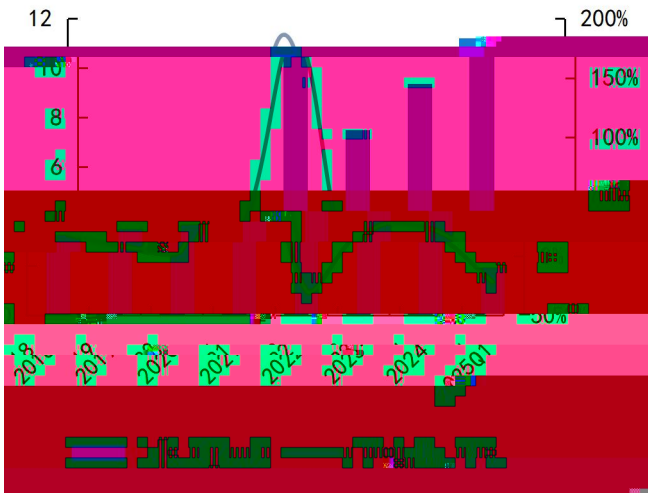
0.56%



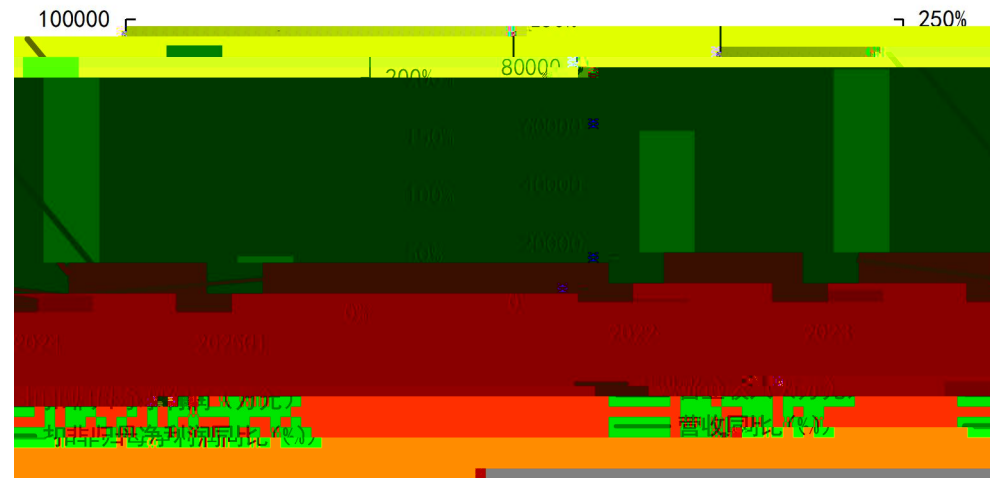
子公司	国内										国外																			
	上海		北京		厦门		江西		西藏		西澳		蒙古		秘鲁		新加坡		智利		墨西哥		赞比亚		厄瓜多尔		塞尔维亚		俄罗斯	
	耐普矿机(上海)有限公司	耐普矿机(北京)有限公司	耐普矿机(厦门)有限公司	耐普矿机(江西)有限公司	耐普矿机(江西)有限公司	耐普矿机(江西)有限公司	耐普矿机(江西)有限公司	耐普矿机(江西)有限公司	耐普矿机(江西)有限公司	耐普矿机(江西)有限公司	耐普矿机(西澳)有限公司	耐普矿机(西澳)有限公司	耐普矿机(蒙古)有限公司	耐普矿机(蒙古)有限公司	耐普矿机(秘鲁)有限公司	耐普矿机(秘鲁)有限公司	耐普矿机(新加坡)有限公司	耐普矿机(新加坡)有限公司	耐普矿机(智利)有限公司	耐普矿机(智利)有限公司	耐普矿机(墨西哥)有限公司	耐普矿机(墨西哥)有限公司	耐普矿机(赞比亚)有限公司	耐普矿机(赞比亚)有限公司	耐普矿机(厄瓜多尔)有限公司	耐普矿机(厄瓜多尔)有限公司	耐普矿机(塞尔维亚)有限公司	耐普矿机(塞尔维亚)有限公司	耐普矿机(俄罗斯)有限公司	
100%	100%	100%	100%	100%	55%	100%	100%	100%	100%	51%	100%	70%	100%	100%	100%	100%	100%	100%	100%	100%	100%	100%	100%	100%	100%	100%	100%	100%	100%	
流通	流通	售后服务	流通	制造	制造	餐饮住宿	制造	售后服务	售后服务	售后服务	制造	售后服务	流通	流通	管理咨询	售后服务	售后服务	售后服务	制造	流通	流通	流通	流通	流通	流通	流通	流通	流通	流通	

	2005	3000	
	2023 2025 1	10	10 20 10000
	2019	720	2023 981
	2024 10 16	3000	1 4000 2 -
	2023 9 28 2024 7 22 2025 1	3000	1 2,700 77% 2
	2024 2025	2025 6 30 1.46	1 4000 2 19.4%
	2025 2027	5.71	1 1.2 2 10.2%
	2025 1	0.25	1 2 -

			2018-2020		3.26
3.49	3.68		2021	10.53	
	186%				2021
7	2024	11.22		+19.62%	2025 1
1.9	-22%	2025 1		C	2024 1
0.97					
		2021	C	7	2021
		2022-2023		2025 1	
1500	-2250		73%-82%		C
		2024 1		C	2
		0.5	2025 1	C	
		2025 1		4605	+1561
		2025 1		-262	2024 1
+885					



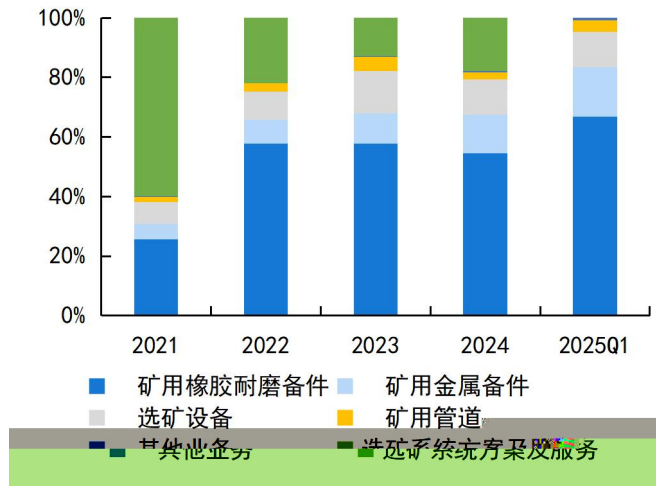
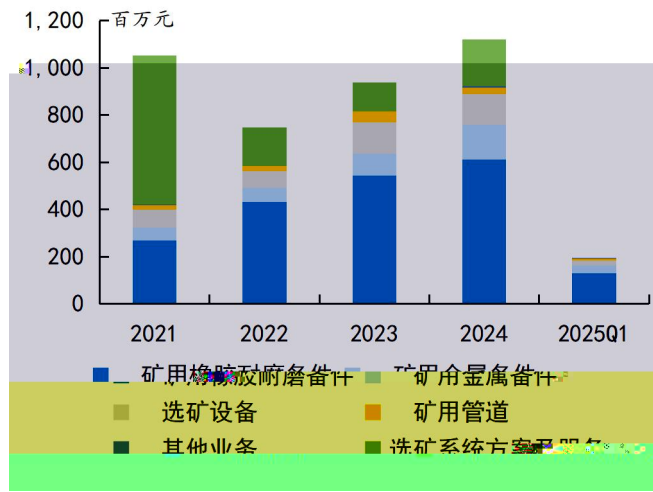
C 2022 2024
24.76%



2022-2025 1
2025 1

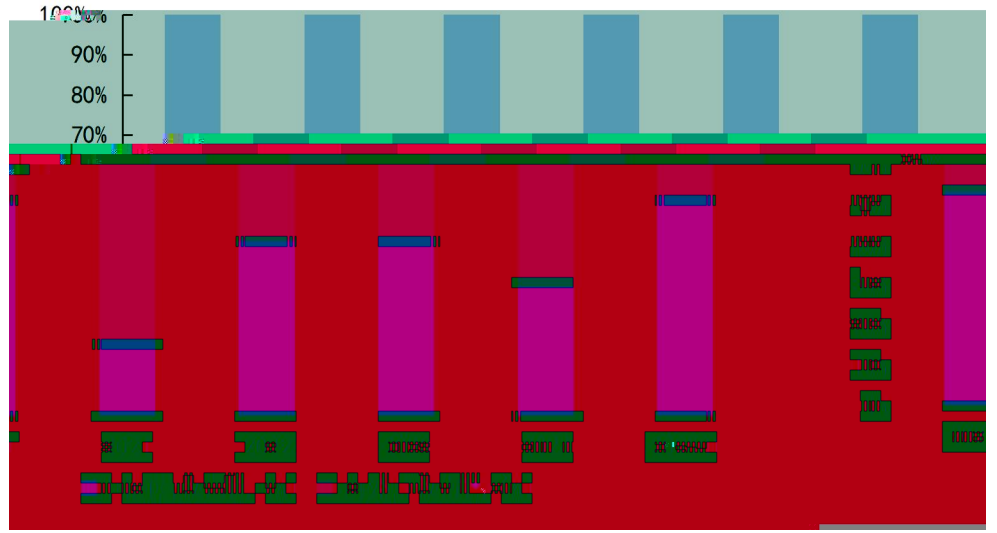
50%
C

2021 C



2021 2024
C 2025 1
C

60%-80%

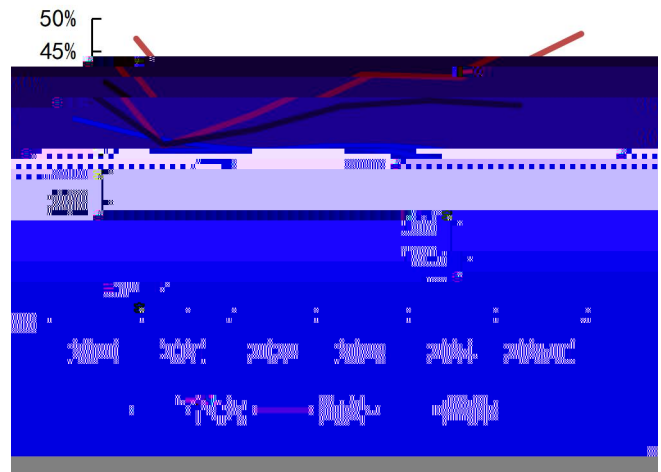
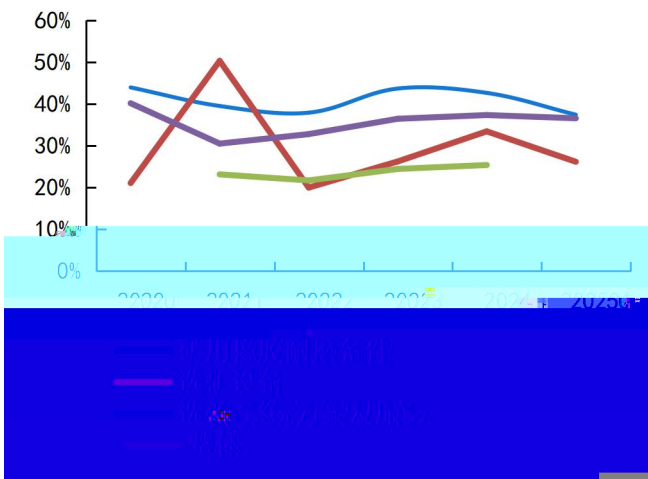


2020-2025 1

35% 2020 43.96%

2025 1 47.65%

20.13




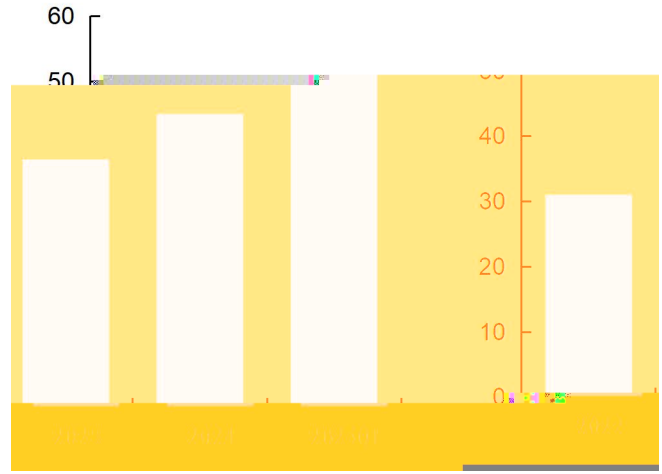
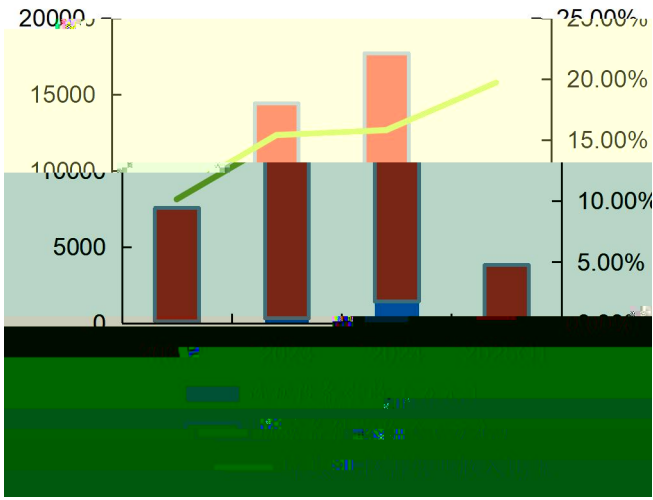
2025 6 30 4.87
2024 39.26%


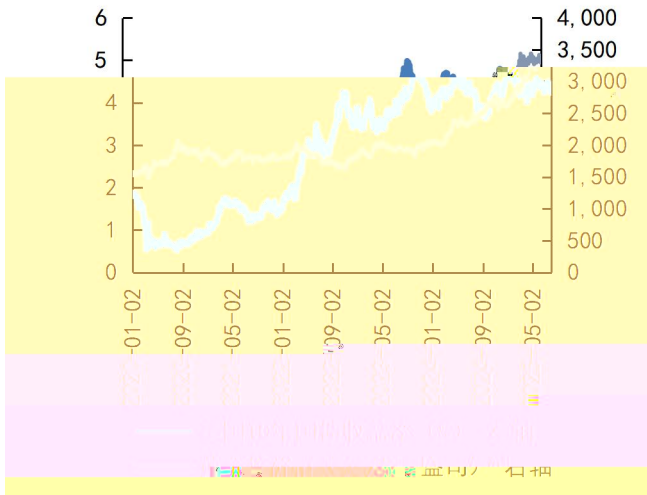
	12588.88	2019 12	600
	2784	2021 11	
	1525	2022 7	
	2695.5	2022 9	
C - C C	1628.96	2022 10	540
	3032.45	2023 1	200 /
	9426.64	2023 9	
	2265.76	2025 2	5
	1885.25	2025 6	

7108.59 778.27 +239.29% 2025 6
+25.62%

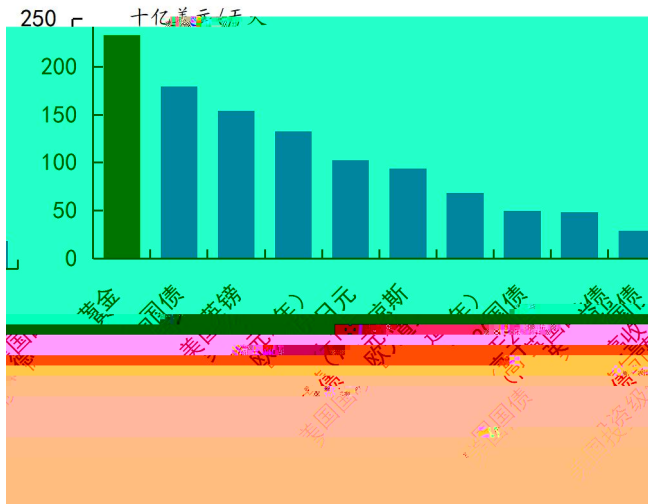
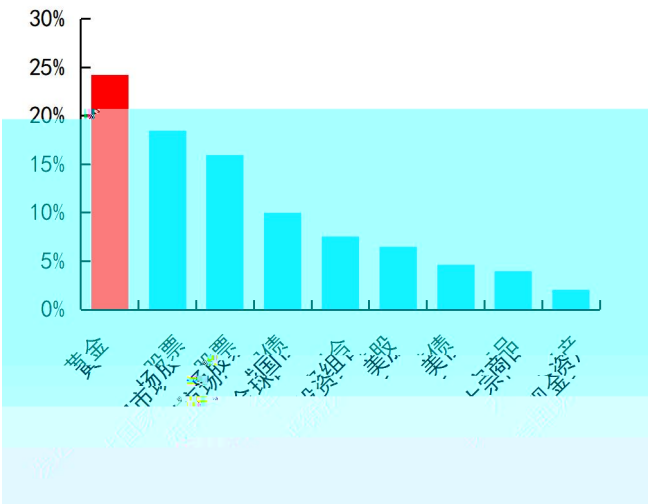
1.2

—

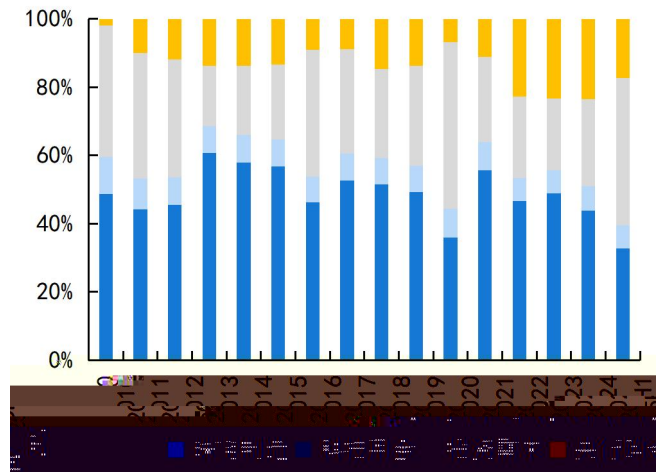
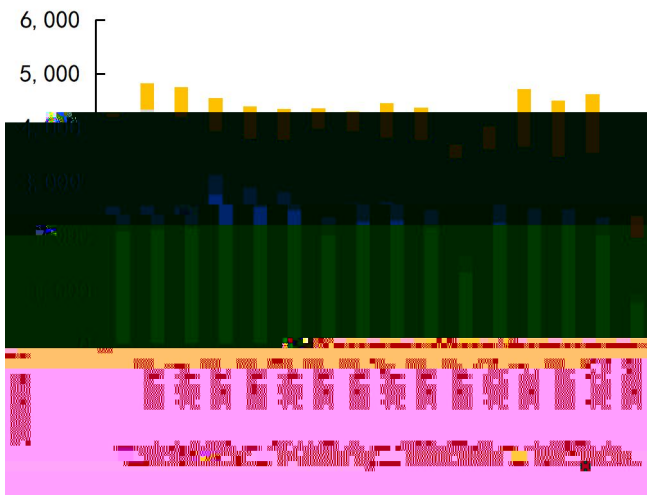




C

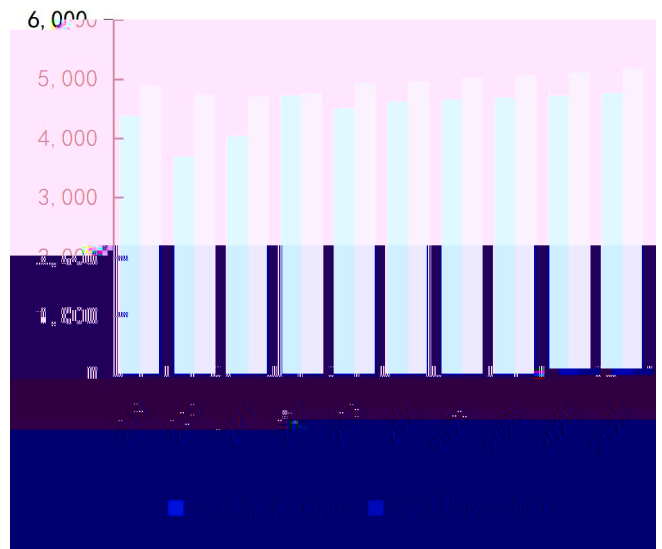
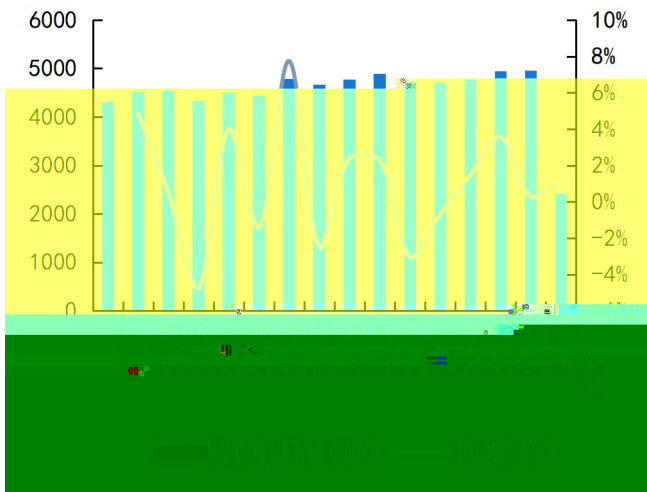


2025 6 30

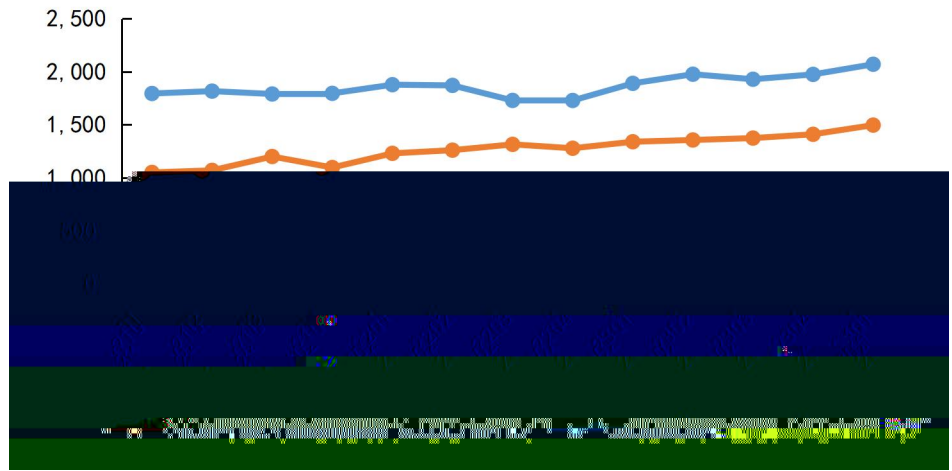


2025-2028 0.8%
1.1%

2025-2028

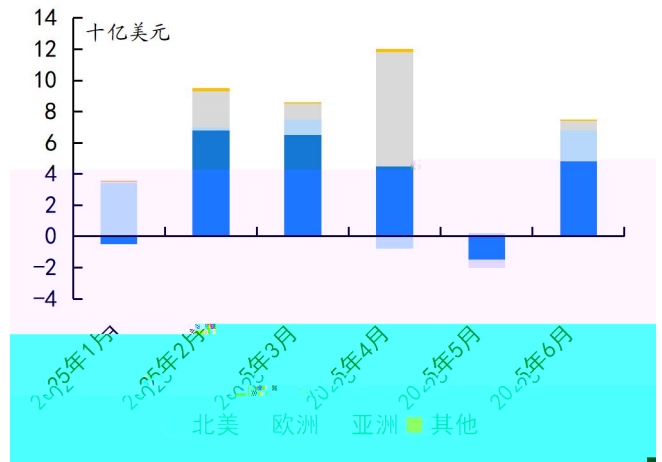
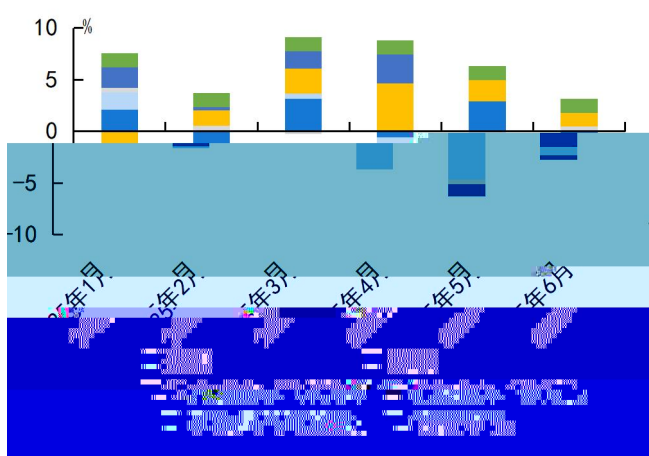


2021 1-2024 1



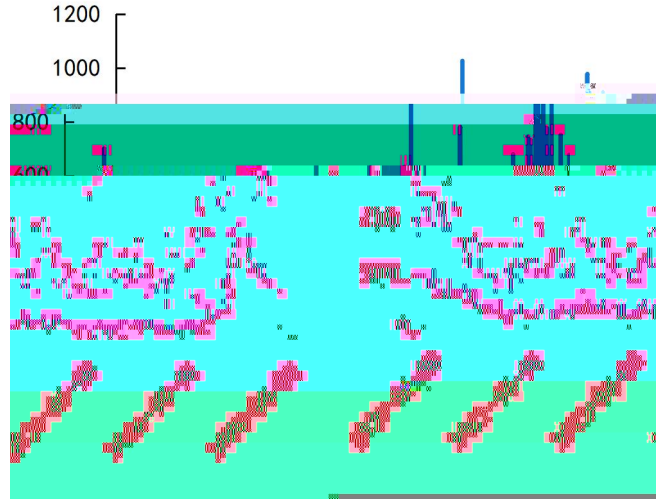
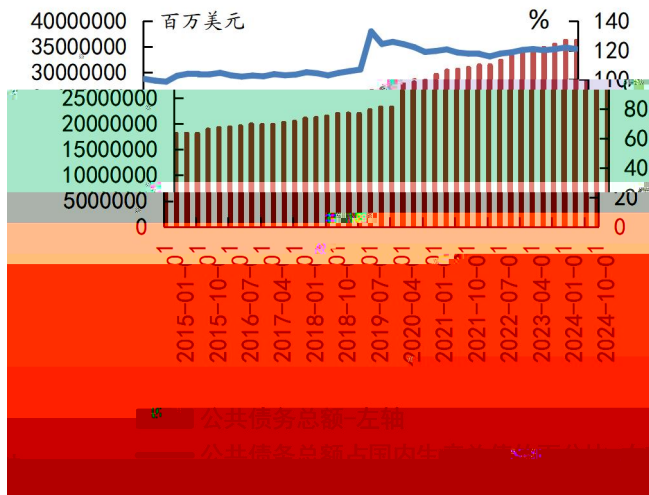
2025 1-6

7% 4%
5% 6%



2024

36



2025 6

2025 12

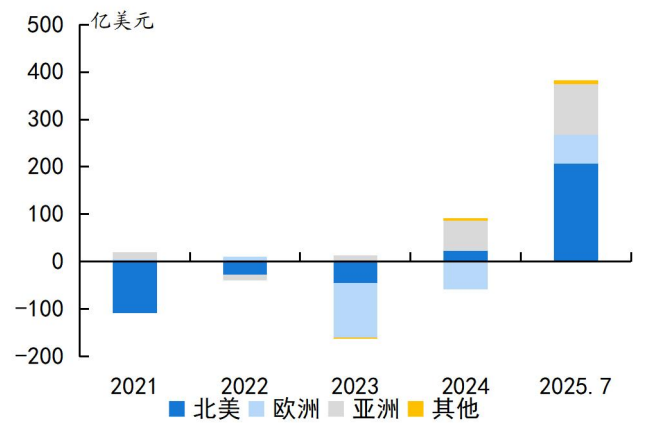
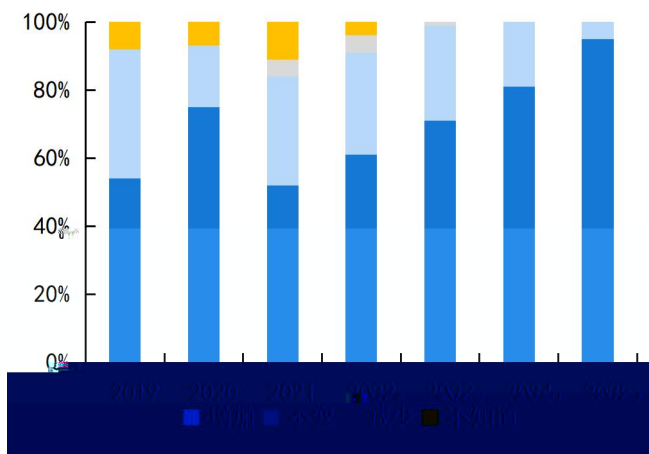
CB

95%

2019

2025 7 25

382



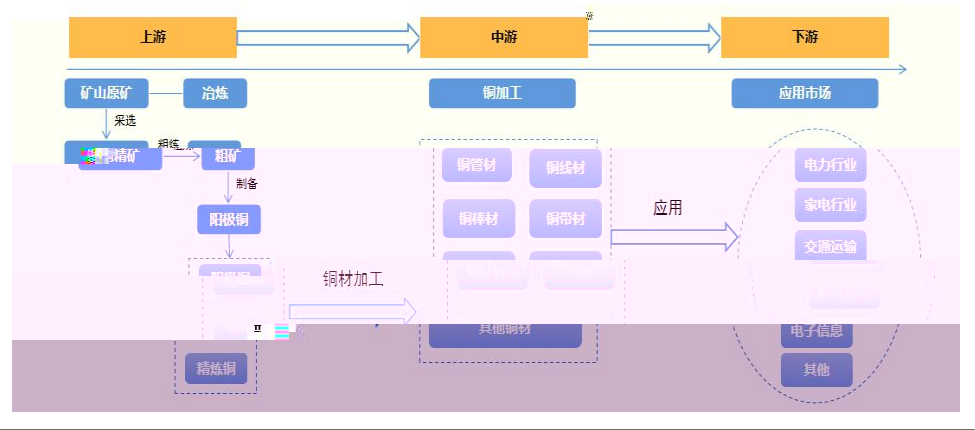
2025 6

2025 12

2025 7 25

95%

12



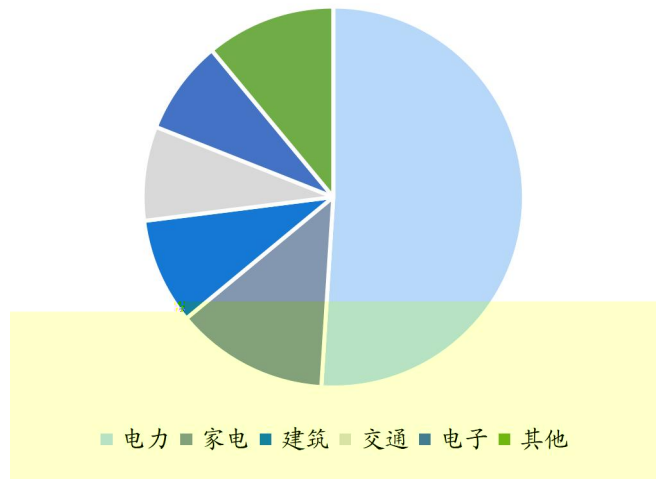
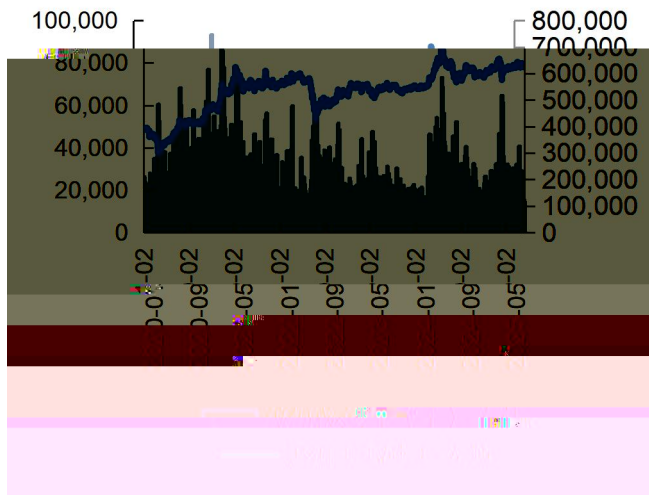
99.99%

200

80-100

3-5

20

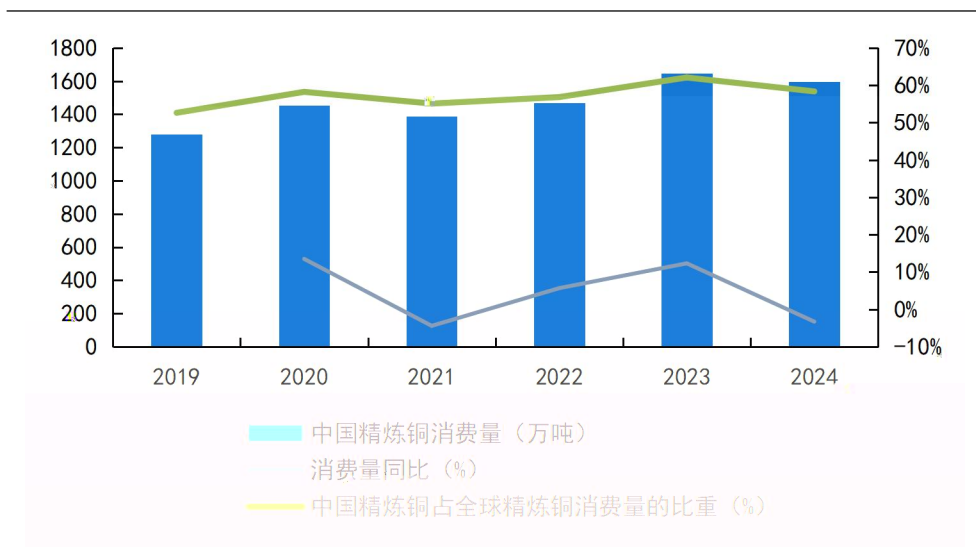


2023	10	2024	4%
		9.8	2.0%
2024	20%	10%	10%

2024

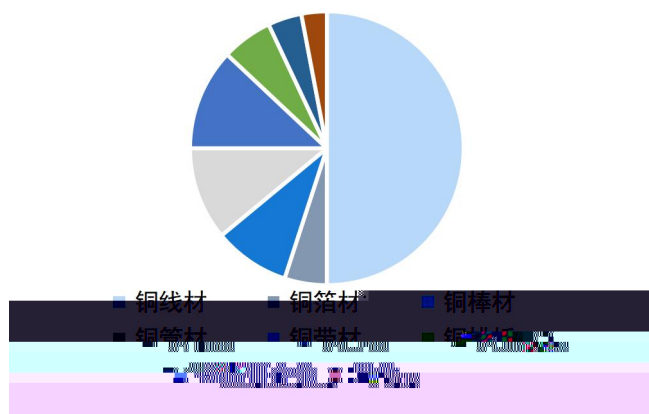
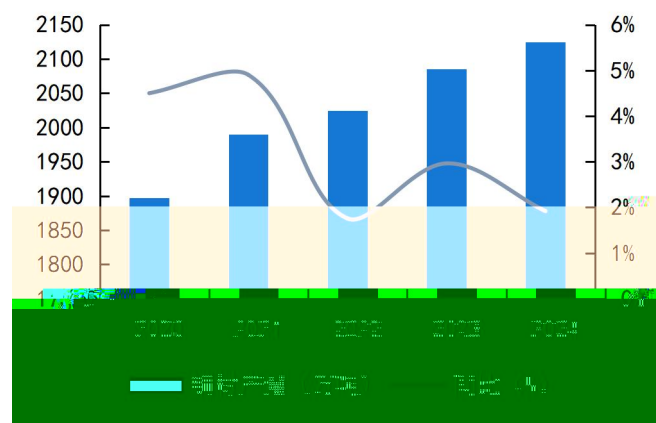
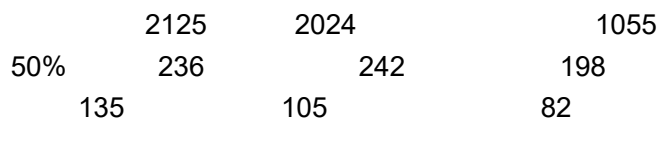
1364

231



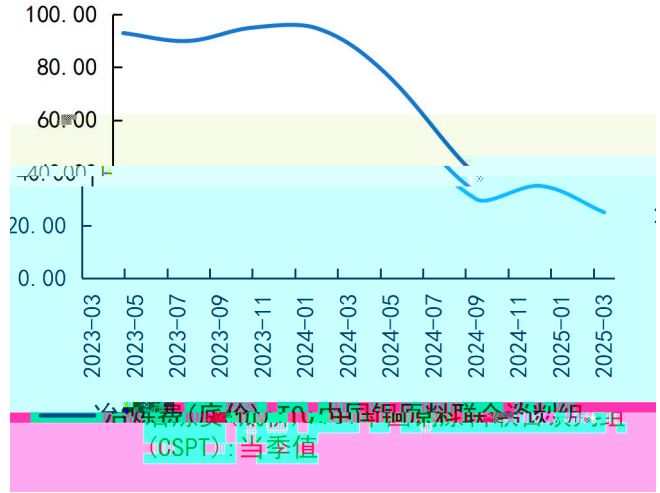
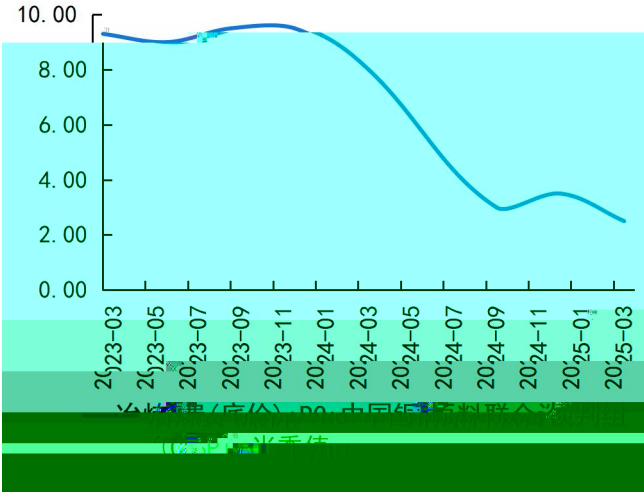
3% 2024

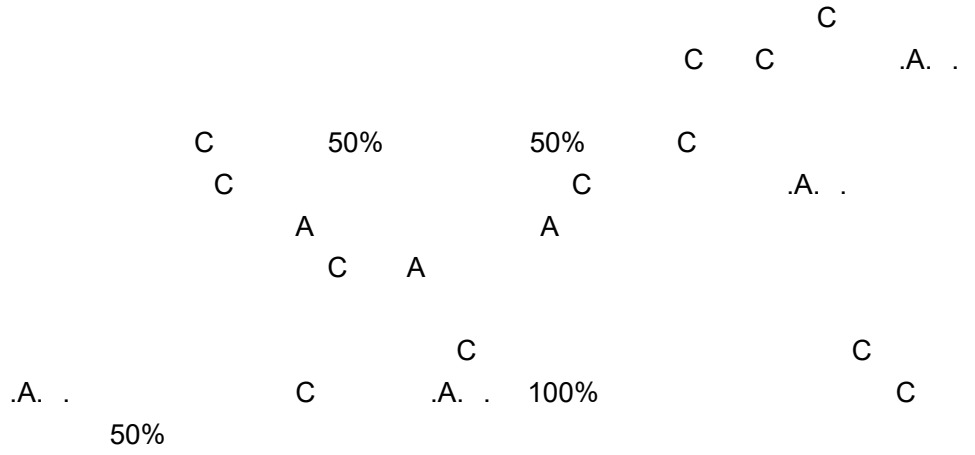
2020-2024



				2024		11687		6083	
	12.1%	15.3%							
				2024				10307	
	2017	9454							
						2024		3128.2	
	3143.6		3.7%	4.5%		3000			
	2024					2024		27.7%	
		27.4%	2024					2025	
				0.4	/	2024		2.78	28%
	2024			7,982		6%		7,579	
		404		2024					
						15		1.5	
		2027				2023	25%		
	2024								
	1288.8	1286.6		1000		34.4%	35.5%		
		40.9%	2023	9.3					

						2023			
		80		21.5		8		2.125	
		20				2024			
	C/ C	2024				2024	5	C	
						2024	7	12	C/ C
						C/ C			2024
	12							C/ C	
					2025			20	2024
		80							





C
2 A

10-12

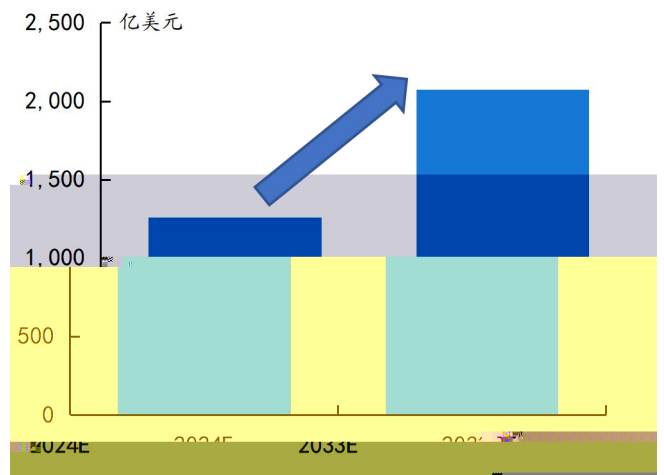
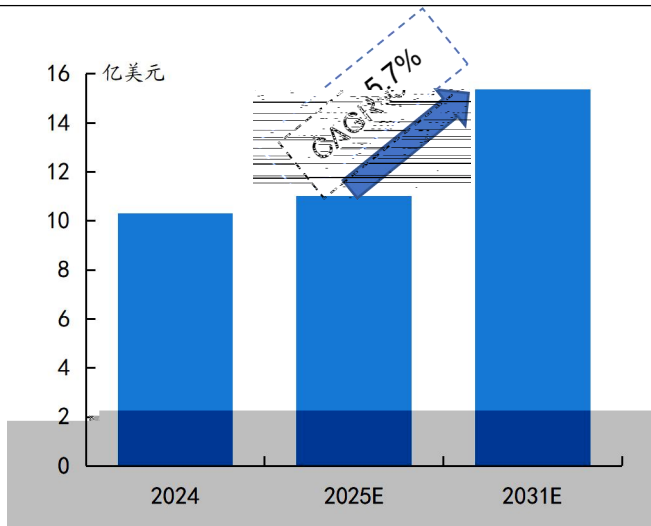
2-6

10.31
(CA) 5.7%

2024
15.37

2031

2025-2031



	1.5-3
	1/6 50 120
	15-20 10%
	8-10

15-20
3 5

15%



&

2025-2029

170/250/338/435/542


	2305	2362	2420	2480	2541	2604
%	0.40%	0.39%	0.38%	0.37%	0.36%	0.35%
	58	61	64	67	71	74
	10.00%	12.50%	17.50%	22.50%	27.50%	32.50%
/	0.64	0.64	0.64	0.64	0.64	0.64
	37	48	71	97	124	155
/	3.5	3.5	3.5	3.5	3.5	3.5
	129	170	250	338	435	542
%		31%	47%	35%	29%	25%
%	90.00%	87.50%	82.50%	77.50%	72.50%	67.50%
/	0.26	0.26	0.26	0.26	0.26	0.26
	133	136	135	133	131	129
/	1.5	1.5	1.5	1.5	1.5	1.5
	199	203	202	199	197	193
	328	373	451	537	631	734

C

1 1.5
2 8 10 B
3 1/3
7.9 13.6
4 3200
1
2 40%
3
4
8 80%
1 2023 10 64 10
74
2 B A 6 2-3
98%
1
2
3
4

40

D




	48-53 C	34-40 C
20	300	30 / 2
	1600	1000
	8%	3%

500

2025

	4	7	+75%
	89.76	179.26	+100.82%
	63	52	-17.5%
	2743	2638	-3.8%
/	307.48	335.37	+9.1%
/	2	1	+50%



	1							
	1	2023	3	7.0*3.2	4390.27	3	4.27*7.32	2291.15
				6681.42	C -		C C	
	2	2024	1	6.71*9.75	2902.13			C
	2							
	1			2006				
	2	2022-2025	1		11,502.54	11,139.20	13,224.69	3,614.13
	3							
	1			2025	1		1.10%	
	2							
						3100		
						31%		
							B	2024 3,611.97
	1	2025	2		5			
				2265.76				
	2	2025	6					
				1885.25				
							C	
	1	2022			4			4
						12588.88		
	2	2023			4			
					394.41			
	3	2024				200	/	
				3014.90				
	1							
	1			2022				2763.97
	2			2022-2025	1			
		6922.57	9805.48	8039.08	935.31			
	2							

		542.41	611.33	721.36	901.71	1307.47
		305.42	350.59	454.46	541.02	758.33
		237.00	260.74	266.90	360.68	549.14
	%	43.69%	42.65%	37.00%	40.00%	42.00%
		95.07	146.13	182.66	228.32	285.40
		72.49	98.12	109.59	134.71	168.39
		22.59	48.01	73.06	93.61	117.01
	%	23.76%	32.86%	40.00%	41.00%	41.00%
		131.82	131.69	135.64	149.20	186.50
		97.21	87.64	100.37	107.43	130.55
		34.60	44.04	35.27	41.78	55.95
	%	26.25%	33.45%	26.00%	28.00%	30.00%
		45.65	28.01	25.21	26.47	29.11
		28.81	14.86	15.12	15.88	17.47
		16.85	13.15	10.08	10.59	11.65
	%	36.90%	46.95%	40.00%	40.00%	40.00%
		2.10	4.39	5.70	7.41	9.64
		0.76	2.19	2.85	3.71	4.82
		1.34	2.20	2.85	3.71	4.82
	%	63.98%	50.07%	50.00%	50.00%	50.00%
		937.76	1121.74	1070.57	1313.11	1818.13
		597.54	702.75	682.40	802.75	1,079.56
		340.22	418.99	388.17	510.36	738.57
	%	36.28%	37.35%	36.26%	38.87%	40.62%

1

2

3

4

7%	5%	8%	12%		0.76	0.50	0.80	1.32
37%	36%	39%	41%	B	9.99	9.52	10.13	11.15
20%	22%	22%	22%					
10%	8%	10%	12%	/	35.61	53.28	33.22	20.13
				/B	2.72	2.80	2.63	2.39
20%	-5%	23%	38%	/	3.83	4.20	3.43	2.47
45%	-28%	60%	65%					
0.45	0.39	0.41	0.49					
6.10	5.43	6.18	6.54		703	682	803	1080
2.72	2.63	2.84	3.01		10	11	13	18
					77	80	93	127
38%	46%	50%	52%		152	153	185	252
2.18	2.10	2.11	2.15		-1	6	15	16
1.49	1.49	1.54	1.56		39	41	49	66
					-2	-1	-1	-1
522	612	792	984					
251	237	282	397		23	16	28	44
265	255	311	406		120	87	139	229
119	122	124	156		3	2	4	6
856	982	1085	1165					
310	484	517	548					
222	269	298	333					
29	22	18	12		116	84	135	223
					3	2	4	6
80	125	170	215		83	149	176	201
336	335	410	532		0	0	0	0
14	14	17	23		-169	13	-20	-100
101	109	117	135					
					-458	-481	-340	-347
381	711	916	1121		83	7	4	6
67	68	68	68		2	-10	2	4
					237	385	249	250
158	169	169	169		0	0	0	0
1593	1622	1730	1907		-73	-78	-63	-91

,

300
300
300

300	20%		
300	10%	20%	
300	-10%	10%	
300	10%		

3

/

