

300818
123127

2022-019

2021

	18	18
	0793-8461088	0793-8461088
	0793-8457210	0793-8457210
	dongban@naipu.com.cn	dongban@naipu.com.cn

2

KAZ Minerals LLC Oyu Tolgoi LLC




Compania Minera Antamina S.A. Erdenet

Mining Corporation


“ ”

1

--	--	--

2

		
--	--	---

3

--	--	--

1

1

2

3

2

1

2

3

1

1

2

3

2

4

450NZJA 550NZJA 650NZJA 750NZJA

Oyu Tolgoi LLC ME elecmetal Compania Minera Antamina S.A. Erdenet

Mining Corporation

1

Weir Group KSB AIA

2

3

1

	2021	2020		2019
	1,918,861,032.49	1,715,852,195.69	11.83%	612,671,634.07
	1,108,601,247.70	874,554,438.34	26.76%	512,074,939.08
	2021	2020		2019
	1,053,025,264.83	368,147,995.04	186.03%	349,209,451.03
	184,159,656.85	40,623,351.54	353.33%	69,409,111.97
	159,946,248.37	11,554,460.03	1,284.28%	64,639,998.58
	-37,274,705.86	354,055,792.06	-110.53%	36,271,876.36
/	2.650	0.61	334.43%	1.32
/	2.650	0.61	334.43%	1.32
	19.22%	5.04%	14.18%	14.56%

2

	87,874,791.83	337,430,074.09	229,369,923.31	398,350,475.60
	11,827,904.23	38,846,516.96	44,665,909.65	88,819,326.01
	11,333,181.17	38,387,859.46	44,335,949.90	65,888,257.84
	-94,766,772.44	105,406,117.32	-72,767,214.61	24,853,163.87

4

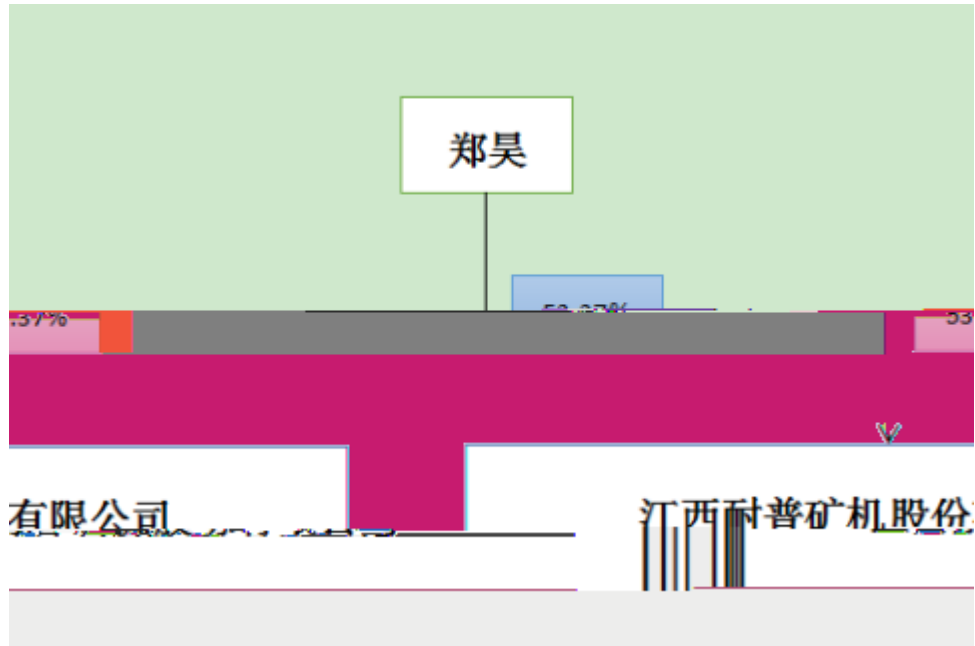
1

10

	7,483		10,547		0		0
--	-------	--	--------	--	---	--	---

10						
		53.37%	37,357,000	37,357,000		7,650,000
		5.71%	4,000,000	0		
		2.29%	1,600,000	0		
		1.75%	1,222,000	0		
		1.26%	881,000	0		
		1.14%	800,000	0		
		0.80%	561,700	0		
		0.80%	559,400	0		
		0.73%	510,000	510,000		
		0.73%	510,000	510,000		

3



5

1

		123127	2021 10 29	2027 10 28	40,000	0.4%
						0.6%
						1.1%
						1.8%
						2.3%
						2.8%

2

2021

2021 Z 434 01

A+

A+

3

2

	2021	2020	
	41.96%	48.71%	-6.75%
	15,994.62	1,155.45	1,284.28%
EBITDA	31.00%	8.87%	22.13%
	37.05	55.66	-33.44%

1

2021

2021

105,302.52

186.03%

18,415.97

353.33%

191,886.10

11.83%

110,860.12

26.76%

2,516.83

63.77%

2

2020 6

2021 9

2022

3				
2021	4		2020	
		2021	9	6
19				2021
				11
				3.93
4				
2021	5	10		
			Naipu Maquinaria para la Minería SpA	2,000
			2023	
5				
2021	2	18		
				150
				300
2021	12	3		
			37.00 /	2021
				12
				31
		1,500,060	2.14%	2022
				1
				28
		2022-012		