

20

1

2

5

1

2

3

2

2

4

5

$1/3$

5

$2/3$

6

1

2

2

2

3

3

4

5

6

23

1

4

1

2

3

4

2

1

5

3

2

4

1

7

2

1/3

3

5

5

,

6

6

6

5

2018 6

7

1

2

[2006]15

2018 8 2
5

1

2017 8

2

3

2016 2017 2018 2019 1-6
2018

	2019 1-6	2018	2017	2016
	17,224.76	32,602.74	27,632.00	21,550.24
	4,076.76	7,831.64	5,117.70	5,519.55
	4,108.29	7,750.89	5,074.78	5,842.08
	3,419.30	6,464.91	4,230.91	4,939.91
	3,473.13	6,549.13	4,245.43	4,946.64

2

Weir

2016 2017 2018 2019 1-6 Weir
 KSB AIA

	2019	1-6	2018	2017	2016
Weir		32.77%	33.34%	31.27%	32.70%
KSB		55.70%	54.58%	55.45%	55.92%
AIA*		61.40%	53.34%	59.96%	66.42%
*		24.33%	-	16.84%	38.79%
		45.37%	42.77%	44.15%	45.40%
		43.91%	46.01%	41.53%	47.85%
		49.30%	48.11%	43.36%	48.59%
		40.00%	42.29%	40.41%	46.43%
		59.40%	55.90%	46.93%	51.56%

wind

Capital IQ

KSB AIA

KSB

Weir

Weir

300587.SZ

300767.SZ

2016 2017 2018 2019 1-6

	2019	1-6	2018	2017	2016
		53.76%	55.83%	61.77%	70.75%
		56.02%	55.87%	56.12%	61.64%
		54.89%	51.76%	58.95%	66.20%
		49.30%	48.11%	43.36%	48.59%
		52.34%	52.48%	53.46%	59.73%

2018

1

2

1

13,997.12

12,303.41

10,866.57

8,809.60

2016

2017

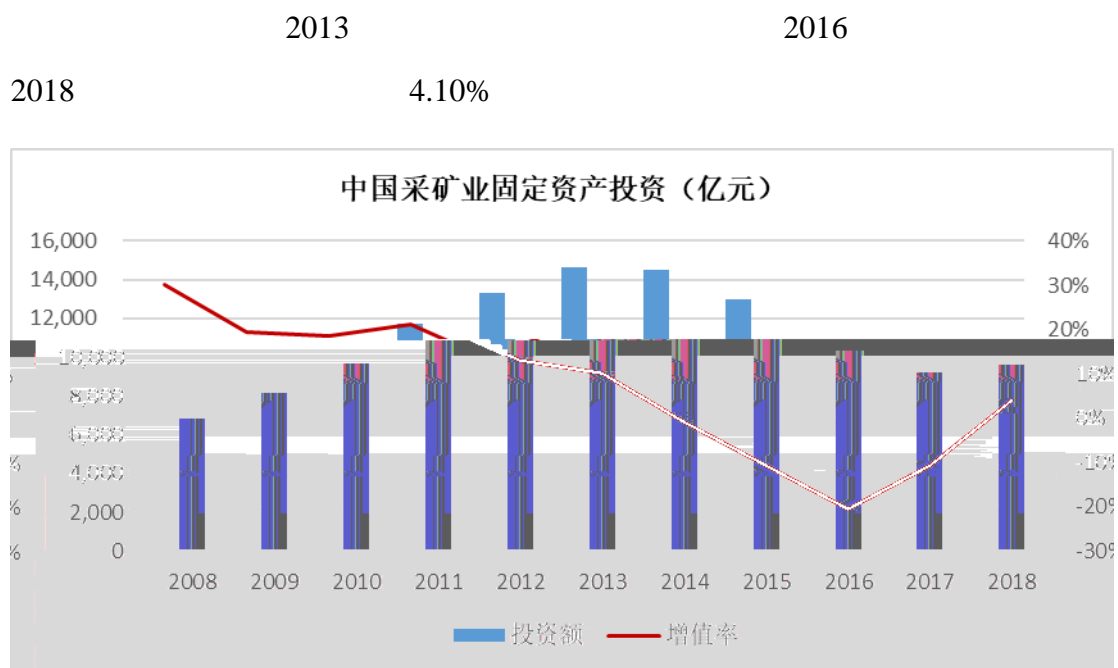
2018

2019

6

	2019 6 30	2018	2017	2016
	8,809.60	10,866.57	12,303.41	13,997.12
	17,224.76	32,602.74	27,632.00	21,550.24
/	51.14%	33.33%	44.53%	64.95%

1



2

2008 2018 2,520.28

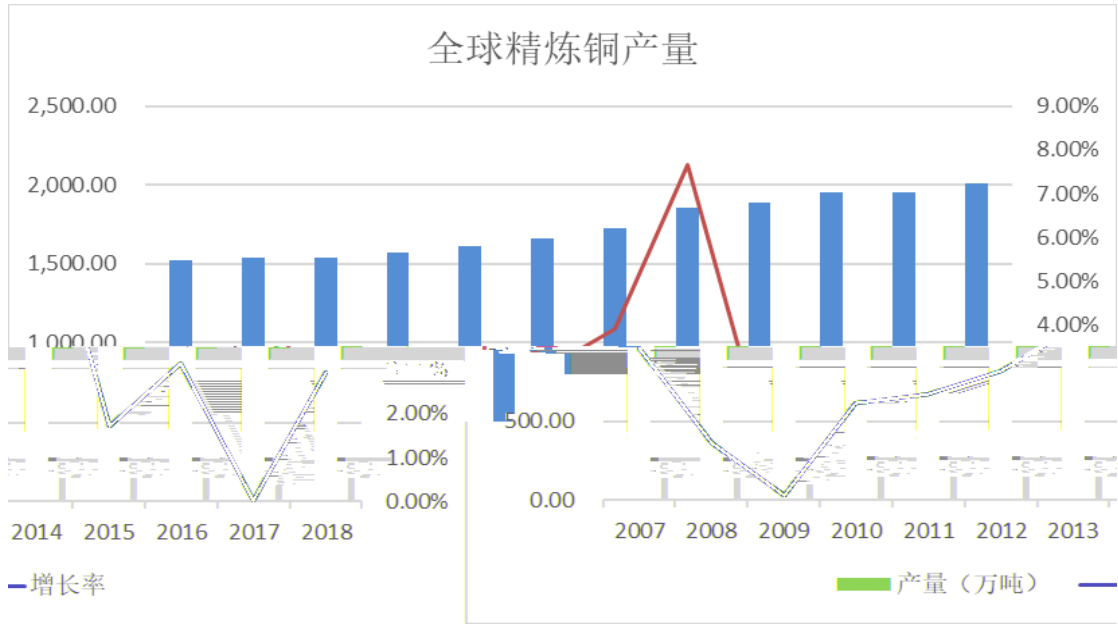
5,702.70 8.51% 2013

2007 2018

2.56%

2013

85%



ICSG

3

	2019 1-6		2018		2017		2016	
	12,151.51	70.68%	23,394.32	71.84%	17,507.30	63.40%	14,170.85	65.84%
	1,462.45	8.51%	3,140.75	9.65%	5,034.67	18.23%	3,593.06	16.69%
	2,008.29	11.68%	4,732.92	14.53%	3,526.65	12.77%	1,505.47	6.99%
	1,473.56	8.57%	1,202.48	3.69%	1,159.08	4.20%	2,051.82	9.53%
	97.35	0.57%	92.35	0.28%	387.61	1.40%	202.75	0.94%
	17,193.15	100.00%	32,562.81	100.00%	27,615.30	100.00%	21,523.95	100.00%

1

2

IPO

2009 1 7
 6.22% 250 250
 2009 1 7
 0.5% 20 20
 2009 1 7

/ /

2005 10 11
 [2005] 10-01
 2,020 409 250

2006 6
 2006 6 5

[2006] 06-01
 659

2010 11
 659

1 [2005] 10-01
[2006] 06-01

2 2011

659

3

[2006] 06-01

659

[2016]004425

[2005] 10-01

[2006] 06-01

2006 6 5

659.00

2010 12 16

659.00

[2005] 10-01

[2006] 06-01

1

Erdenet 12

2011

2

	2019 1-6		2018		2017		2016	
	1,080.34	75.65%	2,219.91	77.60%	1,801.48	75.9%	3,680.79	69.77%
	241.96	66.87%	1,110.67	64.06%	46.74	69.6%	58.11	78.77%
	249.59	67.65%	984.04	76.64%	1,610.64	62.5%	350.05	62.98%
	-	-	49.11	33.46%	-	-	-	-
	1,571.88	73.03%	4,363.73	73.44%	3,458.86	69.59%	4,088.95	69.32%

3

69.32% 69.59% ~~249.59~~

73.03%

78.77%

1

2011

10

5

2013

600

2

Erdenet

Weir

Weir

3

2019 1- 2018
6

KSO Oyu Tologoi LLC

	2019 1-6	-	-	1,914.26	
	2018	-	-	7,499.45	
	2017	588.26		4,622.99	
	2016	-	-	4,896.18	
	2019 1-6	9.19		1,949.42	
	2018	787.20		2,980.91	
	2017	173.05		3,196.36	
	2016	161.04		3,164.84	
	2019 1-6			447.70	
	2018	12.93		355.63	

	2017	-	-	386.91	
	2016	2.84		149.68	
	2019 1-6	19.61		789.13	
	2018	51.02		1,245.54	
	2017	14.54		1,149.16	
	2016	-	-	627.51	
	2019 1-6	549.81		0.89	
	2018	2,633.57		2.13	
	2017	1,907.36		127.93	
	2016	2,414.53		146.36	

	326.88	4		2017 6	2017 11 2017 12	
	147.05	8		2017 6	2017 11 2017 12	

	2019 1-6		2018		2017		2016	
	1,681.13	87.82%	7,140.57	95.21%	3,943.32	85.30%	2,794.29	57.07%
	117.01	6.11%	99.64	1.33%	224.53	4.86%	180.20	3.68%
	116.12	6.07%	255.50	3.41%	402.60	8.71%	457.54	9.34%
			3.74	0.05%	42.13	0.91%	1,422.37	29.05%
			-		10.41	0.23%	41.44	0.85%
			-				0.35	0.01%
	1,914.26	100.00%	7,499.45	100.00%	4,622.99	100.00%	4,896.18	100.00%

4,896.18

4,622.99 7,499.45 1,914.26

50%

2016

2018

2017 3,197.25

	2019 1-6	2018	2017	2016
	24.58%	34.52%	31.09%	43.31%
	27.13%	32.99%	31.94%	41.72%
	42.21%	42.13%	37.22%	61.04%

2016 2017 2018 2019 1-6

43.31% 31.09% 34.52% 24.58%

72.30% 68.42% 2019 1-6
 58.26% 2018 10% 1 2019
 2
 2018 18.93% 38.60%
 2019
 2

	2019 1-6		8.19
	2018		121.77
	2017		120.66

1

1

627.51

1,149.16 1,245.54 789.13

			2019 1-6	2018	2017	2016
1				45.43	84.73	55.39
2	ME GLOBAL INC		381.67	577.11	771.12	290.46
3			65.48	133.06	170.90	281.66
4	FUNDICION TALLERES LIMITADA		341.98	489.95	122.41	-
			789.13	1,245.54	1,149.16	627.51

50%

100.00% 97.60 595 /Span ÆMCID 119/Lang (en-)

	2019 1-6	2018	2017	2016
	19.37%	22.70%	28.97%	34.87%
	32.10%	34.92%	33.14%	48.93%

2

2

		2019 1-6	2018	2017	2016
		19.61	51.02	14.54	-
		19.61	51.02	14.54	-

2017	2018	2019	1-6
	14.54	51.02	19.61

4

	2019 1-6	-	-	447.70
	2018	12.93		355.63

	2017	-	-	386.91	
	2016	2.84		149.68	

1

2016

2.84

2018

	2.84	3,500		2016.6	2016.6	
E+H	3.62	1		2018.8	2018.8	
	7.76	1		2018.8	2018.8	
	1.55	5		2018.8	2018.8	

2

2016

2017

2018

2019

1-6

	2019 1-6	2018	2017	2016
	350.36	353.96	369.88	149.97
	-	0.03	5.41	-
	97.35	-	6.92	-
	-	1.65	4.69	-
	447.70	355.64	386.90	149.97

149.97

386.90

355.64

447.70

5

	2019 1-6	549.81		0.89	
	2018	2,633.57		2.13	
	2017	1,907.36		127.93	
	2016	2,414.53		146.36	

1

2,633.57 549.81 2,414.53 1,907.36

	9,208.56	839.09	1,830.26	3.45
	2,595.48	3,047.16	388.69	1.13
	1,511.41		194.78	
	734.53		62.79	11.70
	30.00	-	-	-
	14,079.97	3,990.35	2,476.52	2.18

/ +

1

	2019 1-6		2018		2017		2016	
	8,952.88	52.07%	18,644.62	57.26%	15,141.92	54.83%	12,461.75	57.90%
	8,240.27	47.93%	13,918.20	42.74%	12,473.39	45.17%	9,062.20	42.10%
	17,193.15	100.00%	32,562.81	100.00%	27,615.30	100.00%	21,523.95	100.00%

8,240.27
47.93%

9,062 12,473 13,918
42.10% 45.17% 42.74%

(Erdenet)		KAZ	-	(OT)
ME GLOBAL				ECUACORRIENTE S.A.C
KSO		JSC Almalyk Mining-Metallurgical Complex		
				8,845.12
9,673.65	12,448.72		6,834.43	
97.60%	77.55%	89.44%	82.49%	

2019	4	25		000068-2019/CIN-INTECOPI
		1		
			2	
PI4877		PI5113		3
			4	
		22.5	5	
			15	
70,875			22,148	
14			650NU-NZJA-MR	
		15		
2				
1				
			650	
2	650			
650				
			650	

	2019 1-6				
	-	-	6	-	6
	-	-	1,078.13	-	1,078.13
	17,224.76	32,602.74	27,632.00	21,550.24	99,009.74
		-	3.90%	-	1.09%

650

0 3.90% 0 0

1.09%

2018 11

3

650

650

86.92

0.09%

3

7

保荐代表人: 王 晓 刘 平
王 晓 刘 平

项目协办人: 李 俊
李 俊


其他项目组成员: 沈 凯 殷 啸 霆 陈 一 天
沈 凯 殷 啸 霆 陈 一 天

内核负责人: 唐 建 龙 保荐业务部门负责人: 唐 建 龙
邓 建 勇 唐 建 龙

保荐机构总裁: 左 畅 保荐业务负责人: 左 畅
左 畅 左 畅

保荐机构法定代表人: 武 晓 春
武 晓 春

保荐机构副董事长: 武 晓 春
武 晓 春



关于保荐机构副董事长代为履行董事长职务的说明

中国证券监督管理委员会：

德邦证券股份有限公司（以下简称“德邦证券”或“保荐机构”）担任江西耐普矿机新材料股份有限公司（以下简称“耐普矿机”）首次公开发行股票并在创业板上市的保荐机构，于2019年12月6日向贵会提交了《〈关于请做好江西耐普矿机新材料股份有限公司发审委会议准备工作的函〉的回复》等文件，

特此向贵会说明。

